

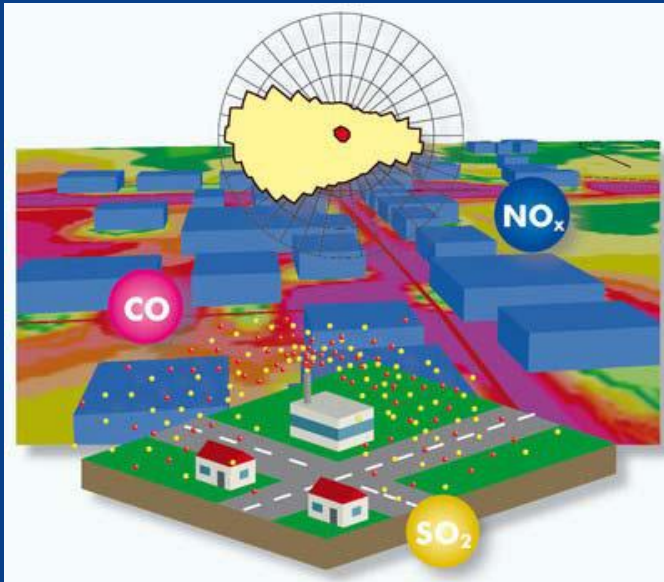
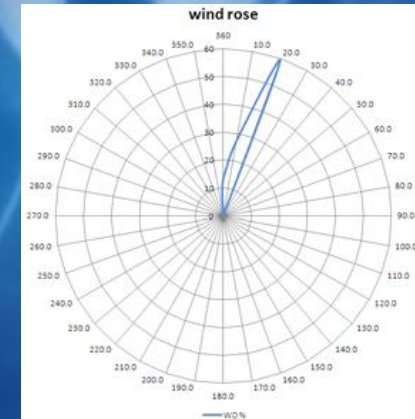
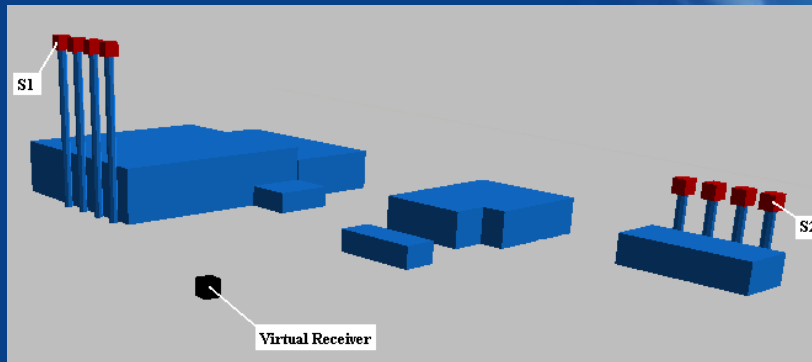


Atmospheric dispersion prediction of gaseous pollutants

If measurement of exposure is not feasible, a modelling approach is sometimes useful. Existing models for estimating human exposure make use of data on time usage patterns, source presence, strength and use, and other relevant data.

So obtained results show the impact of pollution source on atmospheric environment.

The advantage of modelling rather than measuring exposure is that modelling can usually be done at a fraction of the cost.



Wolfel - IMMI - Air Pollution Mapping

